



COLLEGE NOW  
Postsecondary Report Fall 2019

---

CN Program: [Baruch](#)

Students who participated in CN at Baruch who then enrolled anywhere in CUNY



# COLLEGE NOW

Postsecondary snapshot: Fall 2019 and historical trends



## Introduction

College Now, a *free* college transition and dual enrollment program, is a major partnership between CUNY and NYCDOE enlisting 19 colleges and over 470 NYC public high schools in its mission to help students successfully transition to college. The program provides college credit courses aligned with first-year study at CUNY, pre-college courses that increase students' academic readiness for college without a need for remediation, college awareness courses and activities, full-day summer programs, and access to CUNY campus facilities and events.

In Fall 2019, there were 29,704 graduates of New York City public high schools who entered CUNY degree programs as first-time freshmen (FTF). Of these CUNY freshmen, approximately three in 10 (8,691) students had participated in College Now opportunities while in high school.

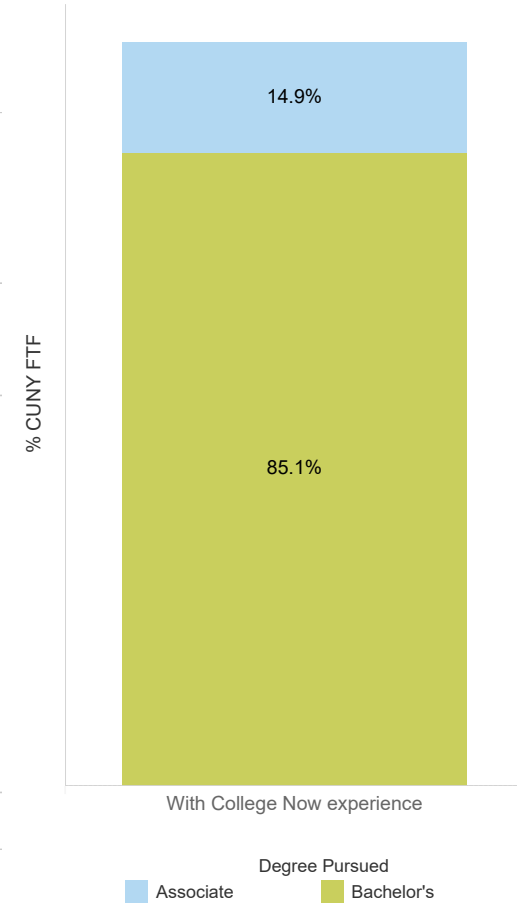
### 1. Enrollment of New York City public high school graduates in CUNY

	Fall 2013	Fall 2014	Fall 2015	Fall 2016	Fall 2017	Fall 2018	Fall 2019
<b>Total CUNY FTF<sup>1</sup></b>	<b>35,622</b>	<b>37,375</b>	<b>37,435</b>	<b>36,903</b>	<b>38,162</b>	<b>39,660</b>	<b>40,522</b>
Recent graduates from New York City public high schools <sup>2</sup>	135	160	152	169	148	137	148
With College Now experience	135 100.0%	160 100.0%	152 100.0%	169 100.0%	148 100.0%	137 100.0%	148 100.0%

### 2. Fall 2019: CUNY enrollment by college

		With College Now experience	
		FTF	%
Community	BMCC	9	100.0%
	Bronx	2	100.0%
	LaGuardia	1	100.0%
Comprehensive	NYCCT	11	100.0%
	Staten Island	4	100.0%
Senior	Baruch	36	100.0%
	Brooklyn	6	100.0%
	City	13	100.0%
	Hunter	40	100.0%
	John Jay	12	100.0%
	Lehman	3	100.0%
	Queens	11	100.0%
	<b>Grand Total</b>		<b>148</b>

### 3. Fall 2019: Degrees pursued



<sup>1</sup> Source: Administrative data from the Office of Institutional Research and Assessment.

<sup>2</sup> Includes all graduates of New York City public high schools who enter CUNY as first-time freshmen within 6 months of graduating.



# COLLEGE NOW

Fall 2019 Postsecondary snapshot

## 4. First semester academic outcomes for Fall 2019 CUNY FTF with and without College Now experience<sup>1</sup>

	FTF		Credits transferred (Average)		First semester credits earned (Average) <sup>3</sup>		First semester GPA (Average)	
	CN (Other)	CN (College Credit)	CN (Other)	CN (College Credit)	CN (Other)	CN (College Credit)	CN (Other)	CN (College Credit)
<b>All students<sup>2</sup></b>	2	145	4.50	6.91	16.00	12.47	3.88	2.80
<b>Gender</b>								
Female	2	78	4.50	7.97	16.00	12.65	3.88	2.88
Male		67		5.67		12.26		2.72
<b>Degree level pursued</b>								
Associate		22		2.86		8.86		2.13
Bachelor's	2	123	4.50	7.63	16.00	13.12	3.88	2.92
<b>Race/ethnicity</b>								
Asian/Pacific Islander	2	56	4.50	8.68	16.00	13.68	3.88	3.05
Black		23		4.65		10.70		2.39
Hispanic		50		5.68		11.72		2.61
White		16		7.81		13.16		3.12
<b>Regents English<sup>4,5</sup></b>								
Below 75	1	8	9.00	4.50	15.00	11.50	3.80	2.85
75 and above	1	137	0.00	7.05	17.00	12.53	3.95	2.80

<sup>1</sup> Includes all graduates of New York City public high schools who enter CUNY as first-time freshmen within 6 months of graduating.

<sup>2</sup> Students who participated in Early College Initiative (ECI) were excluded.

<sup>3</sup> First semester credits earned excludes CN credits.

<sup>4</sup> Students with no Regents score were excluded.

<sup>5</sup> Based on student's highest score on either Regents English Common Core or Regents English Non-Common Core exams.

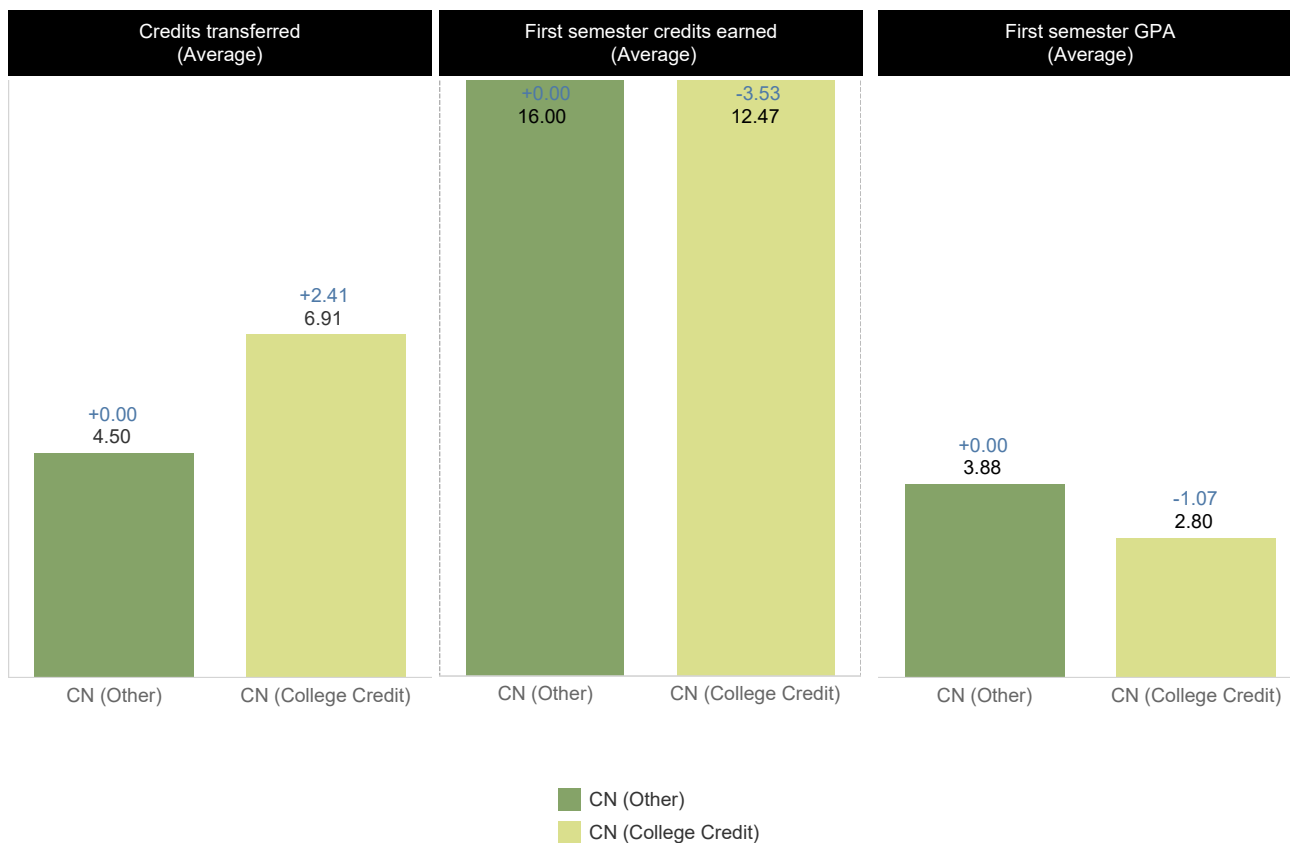
Note: CN (Other) includes students who were enrolled in zero-credit courses, non-college catalogue College Now and College Focus courses and workshops.

# COLLEGE NOW

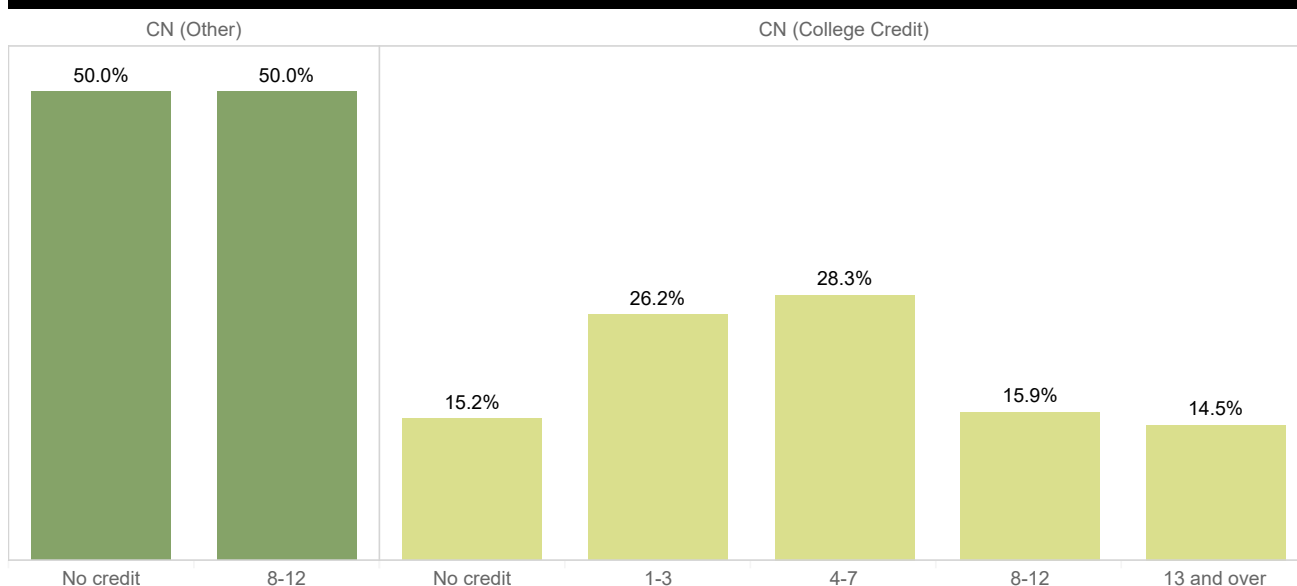
Fall 2019 Postsecondary snapshot



## 4. First semester academic outcomes for Fall 2019 CUNY FTF with and without College Now experience<sup>12</sup>



## Credits transferred (Detail)<sup>2</sup>



<sup>1</sup> Includes all graduates of New York City public high schools who enter CUNY as first-time freshmen within 6 months of graduating.

<sup>2</sup> Students who participated in Early College Initiative (ECI) were excluded.

Note: CN (Other) includes students who were enrolled in zero-credit courses, non-college catalogue College Now and College Focus courses and workshops.



## COLLEGE NOW

Six-year historical postsecondary snapshot

### 10. System retention and graduation rates of all CUNY FTF in associate degree programs by year of entry<sup>1</sup>

		Fall 2013	Fall 2014	Fall 2015	Fall 2016	Fall 2017	Fall 2018
<b>Total CUNY cohort<sup>1</sup></b>		20,998	21,674	21,795	21,906	21,197	21,336
<b>1-year</b>	Still enrolled	67.9%	66.3%	66.0%	66.4%	62.6%	62.6%
	Awarded degree	0.0%	0.0%	0.0%	0.0%	0.0%	0.0%
<b>2-year</b>	Still enrolled	48.8%	47.2%	45.9%	44.5%	39.5%	
	Awarded degree	5.5%	6.2%	7.7%	9.1%	10.9%	
<b>3-year</b>	Still enrolled	30.7%	28.8%	25.6%	23.7%	--	--
	Awarded degree	17.9%	19.2%	22.3%	24.2%	--	--
<b>4-year</b>	Still enrolled	19.8%	18.3%	15.9%	--	--	--
	Awarded degree	25.9%	27.2%	29.6%	--	--	--
<b>5-year</b>	Still enrolled	11.3%	10.2%	--	--	--	--
	Awarded degree	33.2%	34.0%	--	--	--	--
<b>6-year</b>	Still enrolled	6.7%	--	--	--	--	--
	Awarded degree	37.2%	--	--	--	--	--

### 11. Retention and graduation rates of NYCDOE high school graduates with and without College Now experience who enter as CUNY FTF in associate degree programs, by year of entry<sup>1</sup>

		With College Now experience					
<b>Recent Graduates of New York City public high schools<sup>2</sup></b>		Fall 2013	Fall 2014	Fall 2015	Fall 2016	Fall 2017	Fall 2018
		39	71	39	45	30	31
<b>1-year</b>	Still enrolled	69.2%	81.7%	69.2%	75.6%	73.3%	67.7%
	Awarded degree	0.0%	0.0%	0.0%	2.2%	0.0%	0.0%
<b>2-year</b>	Still enrolled	59.0%	56.3%	33.3%	44.4%	56.7%	--
	Awarded degree	7.7%	5.6%	25.6%	15.6%	10.0%	--
<b>3-year</b>	Still enrolled	30.8%	45.1%	15.4%	33.3%	--	--
	Awarded degree	28.2%	15.5%	35.9%	31.1%	--	--
<b>4-year</b>	Still enrolled	25.6%	33.8%	28.2%	--	--	--
	Awarded degree	30.8%	29.6%	35.9%	--	--	--
<b>5-year</b>	Still enrolled	7.7%	14.1%	--	--	--	--
	Awarded degree	38.5%	42.3%	--	--	--	--
<b>6-year</b>	Still enrolled	7.7%	--	--	--	--	--
	Awarded degree	41.0%	--	--	--	--	--

<sup>1</sup>Source: CUNY Office of Institutional Research and Assessment. Note: Data only available through Fall 2018 cohort.

<sup>2</sup> Includes all graduates of New York City public high schools who enter CUNY as first-time freshmen within 6 months of graduating.



**COLLEGE NOW**  
Six-year historical postsecondary snapshot

12. System retention and graduation rates of all CUNY FTF in bachelor's degree programs by year of entry<sup>1</sup>

		Fall 2013	Fall 2014	Fall 2015	Fall 2016	Fall 2017	Fall 2018
<b>Total CUNY cohort<sup>1</sup></b>		11,812	12,303	12,570	12,566	14,495	15,894
<b>1-year</b>	Still enrolled	87.3%	86.8%	86.9%	86.5%	85.1%	84.4%
	Awarded degree	0.0%	0.0%	0.0%	0.0%	0.0%	0.0%
<b>2-year</b>	Still enrolled	79.0%	79.0%	79.4%	78.5%	77.2%	--
	Awarded degree	0.2%	0.3%	0.5%	0.5%	0.7%	--
<b>3-year</b>	Still enrolled	73.7%	73.0%	72.5%	72.0%	--	--
	Awarded degree	2.5%	2.9%	3.8%	3.8%	--	--
<b>4-year</b>	Still enrolled	43.3%	41.8%	38.7%	--	--	--
	Awarded degree	29.2%	31.0%	34.1%	--	--	--
<b>5-year</b>	Still enrolled	15.9%	15.8%	--	--	--	--
	Awarded degree	54.9%	54.8%	--	--	--	--
<b>6-year</b>	Still enrolled	8.0%	--	--	--	--	--
	Awarded degree	62.7%	--	--	--	--	--

13. Retention and graduation rates of NYCDOE high school graduates with and without College Now experience who enter as CUNY FTF in bachelors degree programs, by year of entry<sup>1</sup>

		With College Now experience					
<b>Recent Graduates of New York City public high schools<sup>2</sup></b>		Fall 2013	Fall 2014	Fall 2015	Fall 2016	Fall 2017	Fall 2018
		96	89	113	124	118	106
<b>1-year</b>	Still enrolled	94.8%	83.1%	87.6%	87.9%	88.1%	88.7%
	Awarded degree						
<b>2-year</b>	Still enrolled	93.8%	78.7%	85.0%	80.6%	81.4%	--
	Awarded degree						
<b>3-year</b>	Still enrolled	83.3%	74.2%	80.5%	79.8%	--	--
	Awarded degree	1.0%	2.2%	2.7%	1.6%	--	--
<b>4-year</b>	Still enrolled	43.8%	44.9%	41.6%	--	--	--
	Awarded degree	38.5%	31.5%	38.1%	--	--	--
<b>5-year</b>	Still enrolled	11.5%	21.3%	--	--	--	--
	Awarded degree	69.8%	53.9%	--	--	--	--
<b>6-year</b>	Still enrolled	6.3%	--	--	--	--	--
	Awarded degree	75.0%	--	--	--	--	--

<sup>1</sup>Source: CUNY Office of Institutional Research and Assessment. Note: Data only available through Fall 2018 cohort.

<sup>2</sup> Includes all graduates of New York City public high schools who enter CUNY as first-time freshmen within 6 months of graduating.



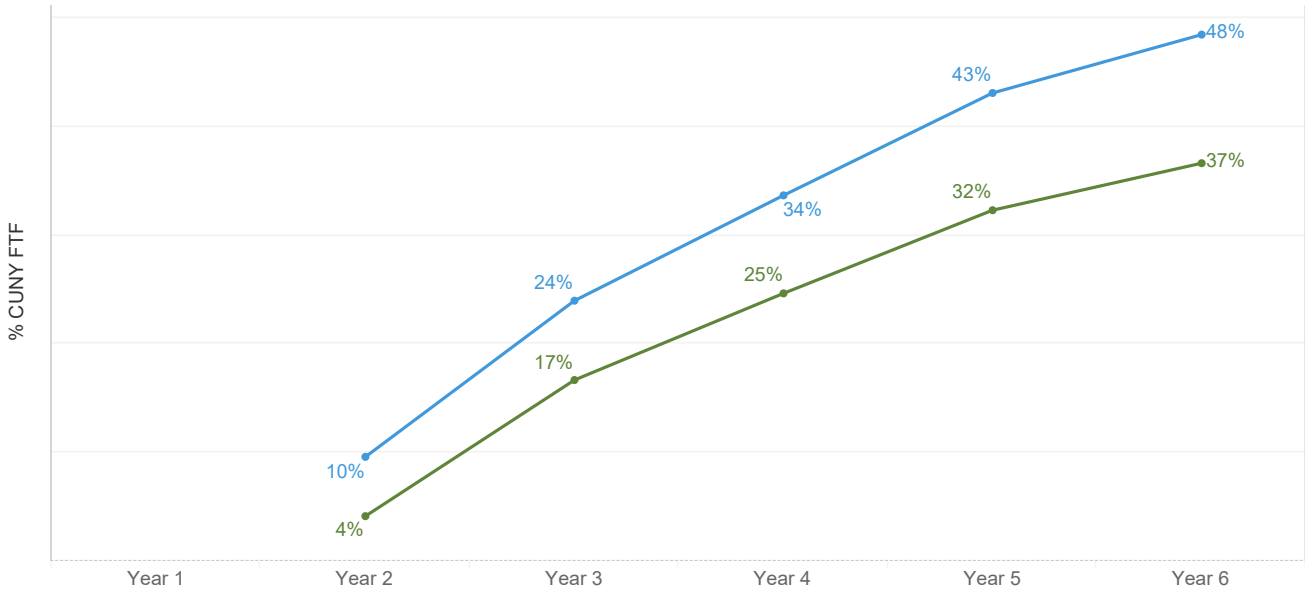
# COLLEGE NOW

Historical postsecondary snapshot: Fall 2013 CUNY FTF



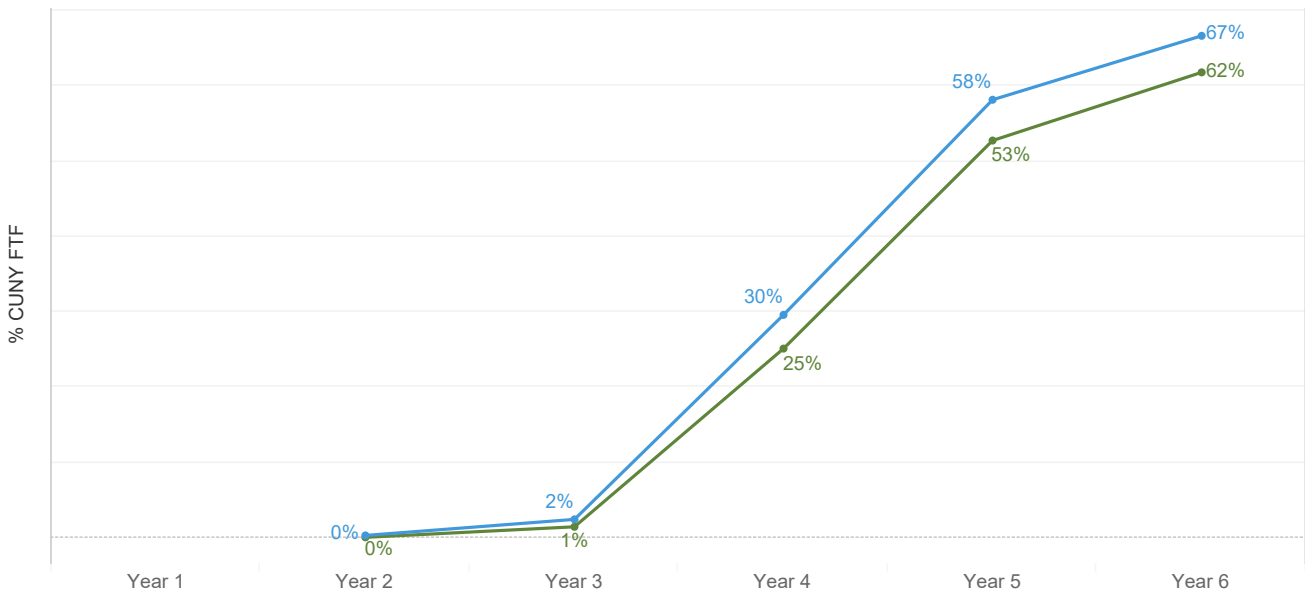
## 14. System retention and graduation rates of CUNY FTF in associate degree programs, by College Now experience<sup>1</sup>

Graduation rates by College Now status



## 15. System retention and graduation rates of CUNY FTF in bachelor's degree programs, by College Now experience<sup>1</sup>

Graduation rates by College Now status



■ With College Now experience  
■ Without College Now experience

<sup>1</sup>Source: CUNY Office of Institutional Research and Assessment. Note: Data only available through Fall 2018 cohort.

<sup>2</sup> Includes all graduates of New York City public high schools who enter CUNY as first-time freshmen within 6 months of graduating.